

KOHLER® Faucets ^{12"}rainhead with Katalyst® air-induction technology, 2.5 gpm K-13690

Features

- Single-function rain showerhead.
- MasterClean™ sprayface features an easy-to-clean surface that withstands mineral buildup.
- Katalyst® Spray Technology with air induction ball joint.
- Optimized sprayface for maximum performance.
- 2.5 gpm (9.5 lpm) maximum flow rate.

Material

- Solid brass construction for durability and reliability.

Installation

- 1/2" - 14 NPT connection.

Recommended Products/Accessories

K-23723 Faucet cleaner

Optional Products/Accessories

K-7394 Shower Arm



Codes/Standards

ASME A112.18.1/CSA B125.1









DOE - Energy Policy Act 1992

KOHLER® Faucet Lifetime Limited Warranty

See website for detailed warranty information.

Available Colors/Finishes

Color tiles intended for reference only.

Color	Code	Description
	CP	Polished Chrome
	SN	Vibrant® Polished Nickel
	PGD	Vibrant® Moderne Polished Gold
	BGD	Vibrant® Moderne Brushed Gold
	BN	Vibrant® Brushed Nickel
	BV	Vibrant® Brushed Bronze
	BL	Matte Black
	2MB	Vibrant® Brushed Moderne Brass

1-800-4KOHLER (1-800-456-4537)


Kohler Co. reserves the right to make revisions without notice to product specifications.

For the most current Specification Sheet, go to www.kohler.com.

10-18-2020 06:55 - US/CA/MX

THE BOLD LOOK
OF **KOHLER®**

KOHLER[®] Faucets ^{12"}rainhead with Katalyst[®] air-induction technology, 2.5 gpm K-13690



Technical Information

All product dimensions are nominal.

Faucet:

Flow rate: 2.5 gal/min (9.5 l/min)

Showerhead/Body Spray:

Rated maximum flow: 2.5 gal/min (9.5 l/min)

Notes

Install this product according to the installation guide.